

- Have I registered to vote?
- Do I have photo ID?
- If not, have I applied for a free voter ID?
- Have I got photo ID to take to the polling station?
- Have I voted?

The deadline to register to vote in the 2023 local elections is **11:59pm on Monday 17 April**.

The deadline to apply for a Voter Authority Certificate for the 2023 local elections is **5pm on Tuesday 25 April**.

Visit electoralcommission.org.uk/voterID or call **0800 328 0280** for more information on:

- Registering to vote
- What photo ID will be accepted at a polling station
- How to apply for free voter ID

Voter ID:
Your
Guide

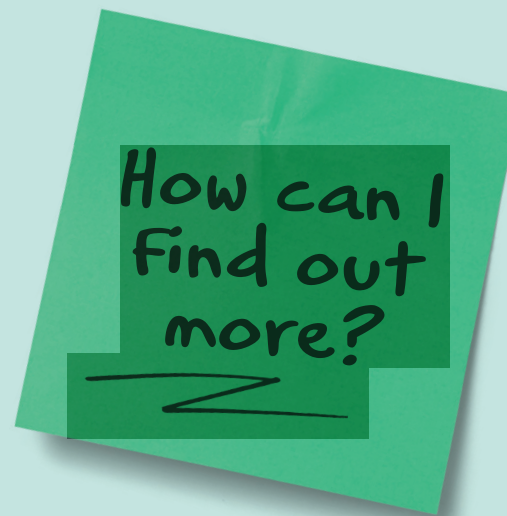
Information for older people
on photo ID for the May
2023 English local elections

The Electoral Commission

On Thursday 4 May 2023, local elections are taking place across England.

At these elections, you will need to bring photo ID to be able to vote at a polling station.

This booklet will explain which forms of photo ID you can use to vote. It also explains how to apply for a free voter ID document, known as a Voter Authority Certificate, if you need one.



If you have any questions or would like to obtain this information in an accessible format, call our helpline on **0800 328 0280**, go to **electoralcommission.org.uk/voterID**, or scan the QR code below.



This booklet has been produced by the Electoral Commission.

The Electoral Commission is the independent body which oversees elections and regulates political finance in the UK. We work to promote public confidence in the democratic process and ensure its integrity.

Follow us on



@ElectoralCommUK



facebook.com/ElectoralCommissionUK



@ElectoralCommissionUK

Voting by post

You don't need to provide photo ID to vote by post.

Are there other ways to vote?

18

To apply to vote by post, you'll need to complete a postal vote application form and make sure it arrives with your local council by **5pm on Tuesday 18 April 2023**.

You will receive your ballot paper in the post. Complete and return your ballot paper, ensuring you leave enough time for it to arrive at your local council by **10pm on Thursday 4 May**. If you can't post your postal vote pack in time, you can take it to your polling station or to your local council office on polling day.

Voting by proxy

(allowing someone you trust to vote on your behalf)

25

To apply to vote by proxy, complete an application form and send it to your local council to arrive by **5pm on Tuesday 25 April 2023**.

The person you choose to vote on your behalf will need to go to your polling station to vote and will need to show their own photo ID to be able to cast your vote. They will not need to show your ID when voting on your behalf.

In an emergency where you cannot go to the polling station in person, you can apply for an emergency proxy up to **5pm on Thursday 4 May**.

For more information or to get a postal or proxy application form, visit electoralcommission.org.uk/voter or call our helpline on **0800 328 0280**.

How do I register to vote?

17

The deadline to register to vote in the local elections on 4 May 2023 is **11:59pm on Monday 17 April 2023**.

If you've never registered, have recently moved to a different address, or changed your name, register to vote online at www.gov.uk/register-to-vote. You can also apply by completing a paper application form.

If you need help registering to vote, or want to request an application form, contact your local council.

To find their contact details call our helpline on **0800 328 0280** or go to electoralcommission.org.uk/voter.

Which
elections am
I voting in?

Local elections are taking place across 230 areas in England on **Thursday 4 May 2023**, including local council, mayoral and parish elections.



To find out if there are elections happening in your area go to electoralcommission.org.uk/voterID



Or call our helpline on **0800 328 0280**.

What will happen
at the polling
station?

When you arrive at the polling station, a member of staff will:

1. Ask you for your name and address so they can find you on the electoral register
2. Ask for your photo ID, and check if it is acceptable
3. If your ID is acceptable, they will give you your ballot paper and direct you to complete it in a polling booth as usual

A private area will be available at the polling station, so you can choose to have your photo ID viewed in private if you like. This might be a separate room, or an area separated by a privacy screen, depending on the polling station.

Staff at the polling station are there to help. If you need assistance at any point, just ask.

What information do I need to give when I apply for a Voter Authority Certificate?

When applying for a Voter Authority Certificate, you will need to provide your:

- **Name**
- **Date of birth**
- **Address**
- **National Insurance number**

If you don't know your National Insurance number, or don't have one, you can still apply. Your council will contact you to request alternative proof of your identity.

You will also need to submit a photograph with your application. The requirements for the photograph are similar to the requirements for a passport photo. Your local council can take your photo for you.

The council will process your application and send your Voter Authority Certificate to you in the post, along with instructions explaining how to use it.

When you complete the application form, you'll be asked whether you would like to receive the instructions in large print, braille or easy read.



Find out more about the requirements at electoralcommission.org.uk/voterID








Or call our helpline on **0800 328 0280**.

Which forms of ID can I use to vote?

You will only need to show one form of photo ID, but it needs to be the original version and not a photocopy.

You can use any of the following accepted forms of photo ID to be able to vote at a polling station.

 <p>International travel</p> <p>Passport</p>	 <p>Local travel</p> <p>Certain concessionary travel cards</p>
 <p>Driving and parking</p> <ul style="list-style-type: none"> • Driving licence (including provisional licence) • Blue badge 	 <p>Other government-issued documents</p> <ul style="list-style-type: none"> • Biometric immigration document • Defence identity card • Certain national Identity cards
 <p>Proof of age</p> <p>Identity card with PASS mark (Proof of Age Standards Scheme)</p>	

If you have a form of accepted photo ID which is out of date, you can still use it to vote at a polling station if it still looks like you.

If you don't already have an accepted form of photo ID, or you're not sure whether your photo ID still looks like you, you can apply for a free voter ID document, known as a Voter Authority Certificate.

You need to be registered to vote before you apply for a Voter Authority Certificate. When you register to vote, you'll be asked whether you have photo ID or if you want to apply for a Voter Authority Certificate.



For more information about which forms of ID will be accepted visit electoralcommission.org.uk/voterID



Or call our helpline on **0800 328 0280**.

Applying for a Voter Authority Certificate



The deadline to apply for a Voter Authority Certificate for use at these elections is **5pm on Tuesday 25 April**, but you should apply as soon as possible in case your local council needs to check any details with you.



You can apply for a Voter Authority Certificate online at voter-authority-certificate.service.gov.uk

You can also apply by completing a paper application form and sending this to your local council. You may also be able to apply in person at your local council office.

If you need any help with applying for a Voter Authority Certificate or want to request an application form, contact your local council. To find their contact details call our helpline on **0800 328 0280** or go to electoralcommission.org.uk/voter.